

Certificate of Analysis

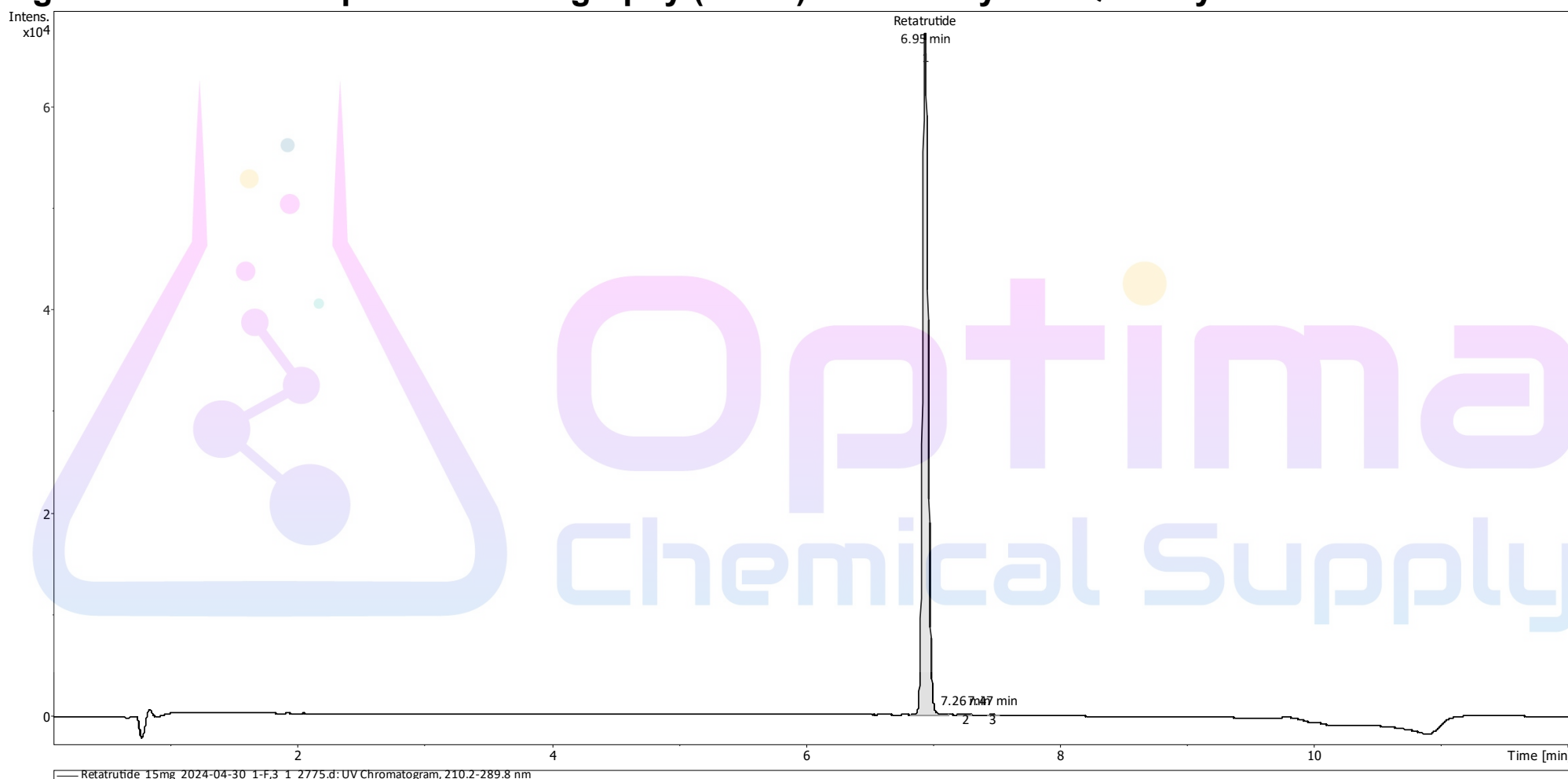
Retatrutide 15 mg

Compound : Retatrutide
Lot number : 2024-04-29
Analysis date : 2024-05-17
Purity % : 99.78%
Quantity : 18.9 mg
Method : HPLC-UV-MS

Client : Optima Chemical Supply Inc.
[http://www.optimasupply.net/](http://www.optimasupply.net)
Support@optimasupply.net

CAS number : 2381089-83-2

High Performance Liquid Chromatography (HPLC) UV – Purity and Quantity Test




PEAK LIST		Number of detected peaks: 3		
	Time (min)	Area	%Area	
1	6.95	2.03E+05	99.78	Retatrutide
2	7.26	2.76E+02	0.14	
3	7.47	1.70E+02	0.08	

Analysis Performed by
 Ken Pendarvis, ChE
 Analytical Chemist
 MZ Biolabs
contact@mzbiolabs.com

Quantification by HPLC-UV
 Measured quantity : 18.9 mg/vial

Note: Injectable peptides may contain salts and sugars to aid in solubility and act as pH buffers. These are not normally detected using UV and are not considered impurities.



2024-05-21

Retatrutide 15 mg

CAS number : 2381089-83-2

Mass Spectrometry (MS) – Identity Test

Identity confirmed using HPLC-MS

Molecular weight calculated using monoisotopic m/z values from mass spectrum

Expected monoisotopic mass : 4728.47 Da

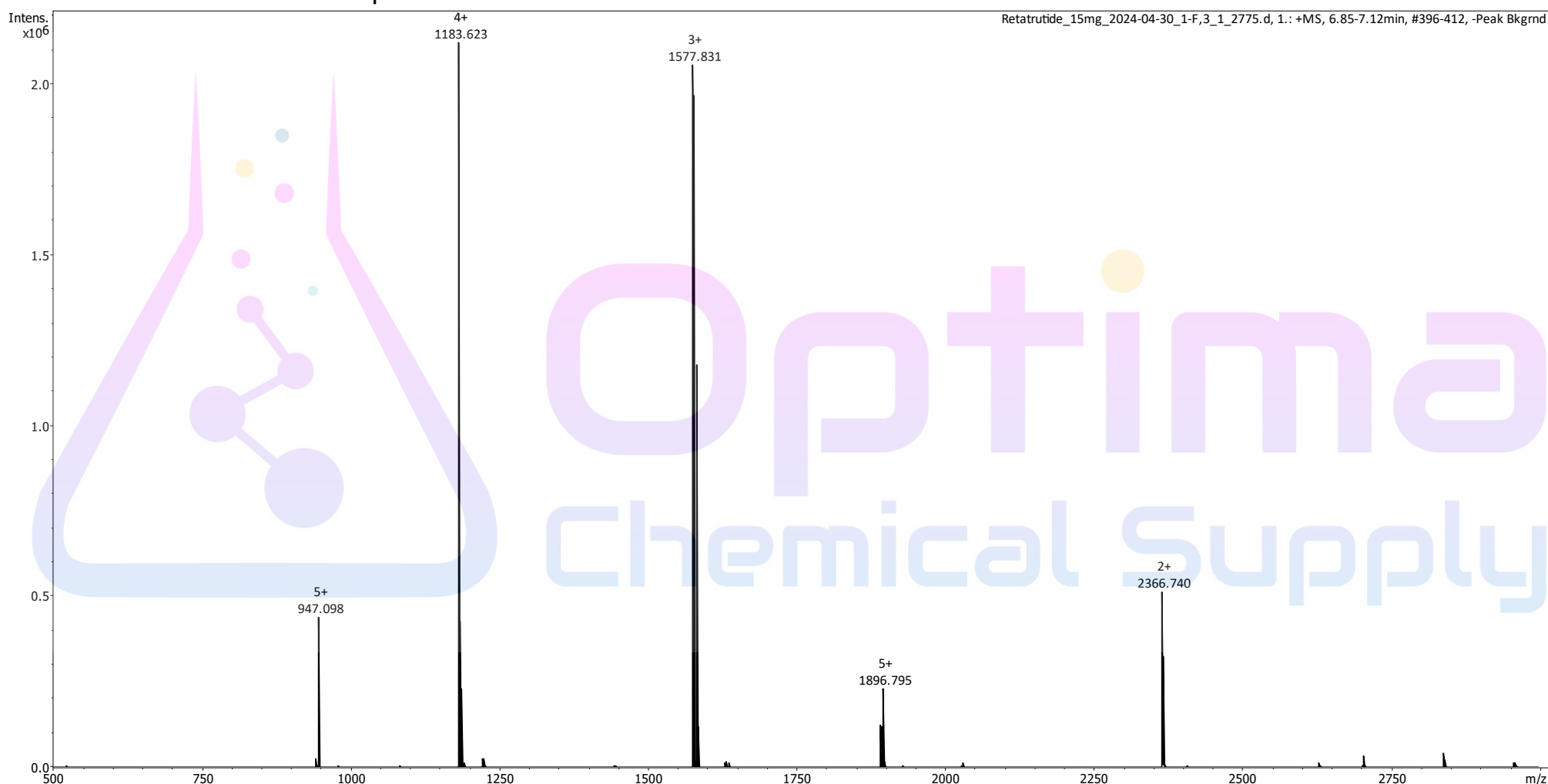
Measured monoisotopic mass : 4728.48 Da

Molecular weight confirmed

Note : Monoisotopic m/z values are not easily seen in full spectrum view for larger molecules and peptides.

The dominant isotopic peak (base peak) shown in the spectrum below can be used to approximate the average molecular weight frequently reported by vendors and databases as a secondary means of confirmation.

Recorded MS spectrum



Analysis Performed by
Ken Pendarvis, ChE
Analytical Chemist
MZ Biolabs
contact@mzbiolabs.com



2024-05-21